


























MODULAR FURNITURE WORKS AT SBICAPS OFFICE WTC, NAROUJI NAGAR, NEW DELHI						
S.No.	Description	Quantity	Unit	Rate	Amount (in Rs.)	Reference Image
1	<b>EVP CABIN TABLE Main Table :-W2400xD1050xH750mm With Side Table :-W1200xD450xH750mm</b> Providing and Placing Cabin Table . Table Dimensions as mentioned below. Main Table and side table are made of 25mm thick Pre Laminated Particle Board with matching 2 mm thick edge Banding. Modesty panels are in 18mm thk Prelaminated particle board . The Table tops should have metal inserts on underside for modularity. The screw used should be blunt headed and not sharp headed for metal to metal coupling . Table supports are combination of Metal poles and Gable ends. . Certifications - ISO 9001 - 2015 ,14001- 2015 ,45001-2018 , BIS and BIFMA Complaint member , BIFMA GOLD , Green Guard product specific certificate issued by UL Environment . Warranty 5 years .	1.00	No.		0.00	
a	Laminate pedestal unit having Dimension 400mm W x 450mm D x 621Ht , 2 drawers and one filing box. It is made of 18mm prelaminate particle board . It shall be provided with 2 lockable and two free twin wheeled castors. The pedestals shall have central locking mechanism. It has roller slide mechanism for 2 Drawers and Ball bearing slide for 1 Filing Unit.The pencil tray shall be made of 2mm moulded HIPS and shall be fitted inside the first drawer. It should freely slide in horizontal direction. The pencil tray shall have necessary compartments (Miniumum 3 compartments) for keeping stationary items. Pedestal is without handle and shall have side champhered edges for operating. Certifications - ISO 9001 - 2015 ,14001- 2015 ,45001-2018 , BIS and BIFMA Complaint member , BIFMA GOLD . Warranty 5 years	1.00	No.		0.00	
2	<b>SVP CABIN TABLE Main Table :-W2100xD900xH750mm With Side Storage :-W1200xD450xH750mm</b> Providing and placing , Main Table made up of 25mm thk. Prelaminated particle Board with 2mm PVC Edge Banding supported on Gable ends made out of 25mm thk prelam particle boards with 2mm thk PVC edge banding. The Worktops should have metal inserts on underside for modularity. The screw used should be blunt headed and not sharp headed for metal to metal coupling . Modesty panels is in 18mm thk Prelaminated finish. Separate provision for mounting switches on the wall adjoining the tables shall be made by customer as the tables do not come with switch mounting facility. Wire routing / wire management groumets shall be provided on main Table. Side Table made up of 25mm thick Prelaminated particle Board with 2mm PVC Edge Banding supported on Gable ends made out of 25mm thk prelam particle boards with 2mm thk PVC edge banding. Modesty panels are in 18mm thk Prelaminated Particle finish. Side Table has Sliding storage unit of size 750mm L x 450mm D x 720mm made up of 18mm thk. Prelam particle board conforming to IS : 12823 Interior Grade.Storage are made of 18mm thick particle board with 2mm PVC Edge banding on exposed surface and 0.8mm thick edge banding on non working edges. Back Panel is made of 18mm Prelaminated Particle Board. Storages are lockable with SS Finish Handles in D Shape.Certifications - ISO 9001 - 2015 ,14001- 2015 ,45001-2018 , BIS and BIFMA Complaint member , BIFMA GOLD , Green Guard product specific certificate issued by UL Environment . Warranty 5 years .	5.00	No.		0.00	
f	<b>Pedestal :-W400xD450xH621mm</b> Laminate pedestal unit having Dimension 400mm W x 450mm D x 621Ht , 2 drawers and one filing box. It is made of 18mm prelaminate particle board . It shall be provided with 2 lockable and two free twin wheeled castors. The pedestals shall have central locking mechanism. It has roller slide mechanism for 2 Drawers and Ball bearing slide for 1 Filing Unit.The pencil tray shall be made of 2mm moulded HIPS and shall be fitted inside the first drawer. It should freely slide in horizontal direction. The pencil tray shall have necessary compartments (Miniumum 3 compartments) for keeping stationary items. Pedestal is without handle and shall have side champhered edges for operating. Certifications - ISO 9001 - 2015 ,14001- 2015 ,45001-2018 , BIS and BIFMA Complaint member , BIFMA GOLD . Warranty 5 years .	5.00	No.		0.00	
3	<b>VP CUBICLE &amp; MEDICAL ROOM TABLE</b>					
a	Main Table :-W1800xD750xH750mm With Side Storage :-W1050xD450xH750mm	12.00	No.		0.00	
b	Main Table :-W1500xD600xH750mm With Side Storage :-W900xD450xH750mm	1.00	No.		0.00	

	<p>Main Table With Partitions completely made up of prelaminated particle board conforming to IS : 12823 Interior Grade with PVC edge banding. The Worktop is made of 25mm thick Prelaminated particle board with 2 mm thick PVC Lipping on the edges. The worktop is supported on U Shape Metal Legs 50mm x 50mm , powder coated understructure with Laminate Modesty panel. The Metal legs are connected by Metal Beams for stability and . The Table tops should have metal inserts on underside for modularity. The screw used should be blunt headed and not sharp headed for metal to metal coupling . Colour as per direction of Engineer in Charge. Storage body is made of 18mm thick pre laminated partical Board conforming to IS : All the exposed edges are with 2mm PVC egde Imported banding &amp; sealed edges are with 0.8mm thick PVC Imported edge banding. The top, side and hinged shutters are sealed with 2mm thick PVC edge banding.Storage has adjustable shelves inside and cam lock, tower bolt and locking strips. Side Storage body is made of 18mm thick pre laminated partical Board conforming to IS : 12823. The back of the unit is made from 18mm prelaminated board. All the exposed edges are with 2mm PVC egde Imported banding &amp; sealed edges are with 0.8mm thick PVC Imported edge banding. The top, side and hinged shutters are sealed with 2mm thick PVC edge banding.Storage has adjustable shelves inside and cam lock, tower bolt and locking strips. The units are assembled by knock down fittings such as Minifix &amp; Dowels. Partition Frame is 50 mm thick and made of vertical Aluminium Extrusions of 1.9 mm to 2mm thickness. Horizontal Member of frame are CRCA 0.8mm Thick. The System is complete hollow system with space for wire reticulation . All the frames will be duly powder coated . All the frames are fastened together by means of M6 NUTS &amp; BOLTS . All the frames are fitted with M10 leveling bolts.board.Raceway :-The raceway cover are sliding type and are integrally fitting inside frame and are made out of 0.8mm - 1mm thick CRCA steel &amp; powder coated.The electrical raceway can be provided below worktop or above worktop.The partition has integrated raceway provided one at skirting level thereby making 2 Raceways. Corner and End Post are made of 1.6mm Thick Aluminium Extrusion , Vertical Trims are made of 1.3mm Thick Aluminium and Horizontal Trims are made of 1.1mm thick Aluminium and are duly powder coated. The free space available within raceway accommodates power, data and communication cables. The cable can be taken into the Frame from the floor from the bottom. Tiles: Fabric Tile , Laminate Tile, Steel Tile, Magnetic tile, Pin up tile , Whiteboard marker tiles</p>					
i	<p>Pedestal :-W400xD450xH621mm</p> <p>Laminate pedestal unit having Dimension 400mm W x 450mm D x 621Ht , 2 drawers and one filing box. It is made of 18mm prelaminated particle board . It shall be provided with 2 lockable and two free twin wheeled castors. The pedestals shall have central locking mechanism. It has roller slide mechanism for 2 Drawers and Ball bearing slide for 1 Filing Unit.The pencil tray shall be made of 2mm moulded HIPS and shall be fitted inside the first drawer. It should freely slide in horizontal direction. The pencil tray shall have necessary compartments (Miniumum 3 compartments) for keeping stationary items. Pedestal is without handle and shall have side champhered edges for operating. Certifications - ISO 9001 - 2015 ,14001- 2015 ,45001-2018 , BIS and BIFMA Complaint member , BIFMA GOLD . Warranty 5 years .</p>	13.00	No.		0.00	
4	<b>WORKSTATION TABLE</b>					
4.1	<p><b>C -50 Workstations :-L1500xW1500xD600xH750mm(750+450 1200ht)</b></p> <p>Providing and placing Curvilinear Workstation .Frame is 50 mm thick and made of vertical Aluminium Extrusions of 1.9 mm to 2mm thickness. Horizontal Member of frame are CRCA 0.8mm Thick. The System is complete hollow system with space for wire reticulation . All the frames will be duly powder coated . All the frames are fastened together by means of M6 NUTS &amp; BOLTS . All the frames are fitted with M10 leveling bolts.board.Raceway :-The raceway cover are sliding type and are integrally fitting inside frame and are made out of 0.8mm - 1mm thick CRCA steel &amp; powder coated.The electrical raceway can be provided below worktop or above worktop.The partition has integrated raceway provided one at skirting level thereby making 2 Raceways. Corner and End Post are made of 1.6mm Thick Aluminium Extrusion , Vertical Trims are made of 1.3mm Thick Aluminium and Horizontal Trims are made of 1.1mm thick Aluminium and are duly powder coated. The free space available within raceway accommodates power, data and communication cables. The cable can be taken into the Frame from the floor from the bottom. Tiles: Fabric Tile: Constructed out of 4mm thick Medium Density Fiber Board (MDF) and covered with Fabric of choice. Laminate Tile: Made out of 5mm- 6 mm thick Pre-laminated Medium Density Fiber Board (MDF). Bottom Row of Steel Tile: Constructed out of 0.7mm CRCA sheet and finished in epoxy powder coating. Can be given with plain / perforations / embossed finishes. Magnetic tile: Constructed out of 0.7mm Galvanized sheet and covered with fabric of choice. Pin up tile is made of 4.5mm Bubble Guard Sheet + Fabric wrapped. Whiteboard marker tiles: Made out of 4mm MDF with 1mm glossy highly wear resistant face laminate . Total thickness is 5mm.Table tops and Gable ends are of 25mm thk Pre-laminated particleboards conforming to IS : 12823 Interior Grade. All Worktops to have Metal Insets for fixing screws. The screw used should be blunt headed and not sharp headed for metal to metal coupling .Powder coated M.S. brackets having 2mm thickness fixed to the partition frame support the tabletops. Gable ends are of 25mm thk. both side laminate (BSL) with 2mm PVC edge banding on front side. Gable Ends are fixed with 2mm thick MS brackets to Frame and with 2mm thick Brackets to Worktops. Sealed edge in table top and gable ends are with2mm thick PVC edge banding on Working side and 0.8mm thick edge banding on non working side. Certifications - ISO 9001 - 2015 ,14001- 2015 ,45001-2018 , BIS and BIFMA Complaint member , BIFMA GOLD , Green Guard product specific certificate issued by UL Environment . WARRANTY 10 YEARS .</p>	6.00	No.		0.00	
4.2	<p><b>League Workstations :-L1500xW1500xD600xH750mm (750+450 1200ht)</b></p>	87.00	No.		0.00	

	P/S Modular Workstation of sizes as specified below with L Shape Desk Based System of Height 1050/1200 mm. The Legs are made of 50mm x 50mm Sections of Steel duly powder coated. The Understructure has CRCA Steel Powder coated Raceway with seperate . Raceway is trapizium shaped ,110mm Height and 80-170mm Wide and runs along the entire Length of the Worktop. The slots for switches and Sockets are provided on Raceway cover as pe the use requirement. The raceway cover is also CRCA Steel Powder coated. Steel Powder coated Cross Beams are running under each Worktop. Cross Beam has Dimension 50mm Ht x 25mm W . The workstations have 6+6mm DGU coloured glass Screen to the worktop. The height of Privacy Panel is 300mm above worktop. All steel parts shall be pretreated for seven stage anti-corrosion treatment followed by epoxy powder coating. The thickness of the powder coating for all the steel and aluminium parts shall be minimum 45microns. The worktop shall be made of 25mm thick Prelaminated Particleboard. The Worktops should have metal inserts on underside for modularity. The screw used should be blunt headed and not sharp headed for metal to metal coupling . All exposed/unexposed edges shall be finished with hot melt PVC edge banding of 2mm thickness on working edge and 0.8mm on non working edges. Each workstation shall be provided with a wire manager cutout of 65-70mm diameter . Worktops shall be provided with necessary prefixed M6 metallic inserts for fixing the brackets to the worktops for metal to metal coupling for complete modularity. . . Certifications - ISO 9001 - 2015 ,14001- 2015 ,45001-2018 , BIS and BIFMA Complaint member , BIFMA GOLD , Green Guard product specific certificate issued by UL Environment . Warranty 5 years .					
<b>4.3</b>	<b>C-50 Workstations :- W1200 x D600 x H750mm</b>	3.00	No.		0.00	
	Providing and placing Linear Workstation, Frame is 50 mm thick and made of vertical Aluminium Extrusions of 1.9 mm to 2mm thickness. Horizontal Member of frame are CRCA 0.8mm Thick. The System is complete hollow system with space for wire reticulation . All the frames will be duly powder coated . All the frames are fastened together by means of M6 NUTS & BOLTS . All the frames are fitted with M10 leveling bolts.board.Raceway :-The raceway cover are sliding type and are integrally fitting inside frame and are made out of 0.8mm - 1mm thick CRCA steel & powder coated.The electrical raceway can be provided below worktop or above worktop.The partition has integrated raceway provided one at skirting level thereby making 2 Raceways. Corner and End Post are made of 1.6mm Thick Aluminium Extrusion , Vertical Trims are made of 1.3mm Thick Aluminium and Horizontal Trims are made of 1.1mm thick Aluminium and are duly powder coated. The free space available within raceway accommodates power, data and communication cables. The cable can be taken into the Frame from the floor from the bottom. Tiles: Fabric Tile: Constructed out of 4mm thick Medium Density Fiber Board (MDF) and covered with Fabric of choice. Laminate Tile: Made out of 5mm- 6 mm thick Pre-laminated Medium Density Fiber Board (MDF). Bottom Row of Steel Tile: Constructed out of 0.7mm CRCA sheet and finished in epoxy powder coating. Can be given with plain / perforations / embossed finishes. Magnetic tile: Constructed out of 0.7mm Galvanized sheet and covered with fabric of choice. Pin up tile is made of 4.5mm Bubble Guard Sheet + Fabric wrapped. Whiteboard marker tiles: Made out of 4mm MDF with 1mm glossy highly wear resistant face laminate . Total thickness is 5mm.Table tops are of 25mm thk Pre-laminated particle boards conforming to IS : 12823 Interior Grade. All Worktops to have Metal Insets for fixing screws. The screw used should be blunt headed and not sharp headed for metal to metal coupling Powder coated M.S. brackets having 2mm thickness fixed to the partition frame support the tabletops. Gable ends are of 25mm thk. both side laminate (BSL) with 2mm PVC edge banding on front side. Gable Ends are fixed with 2mm thick MS brackets to Frame and with 2mm thick Brackets to Worktops. Sealed edge in table top and gable ends are with2mm thick PVC edge banding on Working side and 0.8mm thick edge banding on non working side. Certifications - ISO 9001 - 2015 ,14001- 2015 ,45001-2018 , BIS and BIFMA Complaint member , BIFMA GOLD , Green Guard product specific certificate issued by UL Environment . WARRANTY 10 YEARS .					
<b>5</b>	<b>MEETING TABLE</b>					
	Providing & Fixing of Confetrence table of Size. the Worktop shall be made of 25 mm Prelamparticle Board of Grade II, Type-II as per IS:12823 and backing laminate of 0.6 mm All the exposed edges are finished with 2 mm thick PVC lipping machine pressed. The Table tops should have metal inserts on underside for modularity. The screw used should be blunt headed and not sharp headed for metal to metal coupling. Legs are made of Aluminum Extrusion of 1.6 mm thickness with aesthically designed elliptical Cover sections. Legs are designed to facilitate wire management. Cross Member are in CRCA steel and the Beam is made of MS and has size 75x50 mm of 1.5 mm thickness in powder coated finish of 50 microns thickness and is connected with legs to allow for traversing of wires horizontally. The beam raceway provided with slots for fixing data and electrical switches and sockets for each user under the table. The above furniture should be as per specification and sample approved by client. Certifications - ISO 9001 - 2015 ,14001- 2015 ,45001-2018, BIS and BIFMA Complaint member, BIFMA GOLD, Green Guard product specific certificate issued by UL Environment. Warranty 5 years.					
<b>5.1</b>	<b>MEETING ROOM - TABLE: W3750 x D1200 x H750mm</b>	1.00	No.		0.00	
<b>5.2</b>	<b>MEETING ROOM - TABLE: W3000 x D1050 x H750mm</b>	2.00	No.		0.00	
<b>5.3</b>	<b>MEETING ROOM - TABLE: W2250 x D900 x H750mm</b>	2.00	No.		0.00	
<b>5.4</b>	<b>MEETING ROOM - TABLE: W4500 x D1200 x H750mm</b>	1.00	No.		0.00	
<b>6</b>	<b>PEDESTAL</b>					
	Providing and placing Prelaminated Particle Board storage with openable doors of 1200 mm (ht), made up of 18 mm thick prelaminated particle board with PVC edge banding and locking arrangement. Storage body is made of 18 mm thick pre laminated partial Board conforming to IS : 12823 Interior Grade. The back of the unit is made from 18 mm prelaminated board. All the exposed edges are with 2 mm PVC egde Imported banding & sealed edges are with 0.8 mm thick PVC Imported edge banding. The top, side and hinged shutters are sealed with 2 mm thick PVC edge banding. Storage has adjustable shelves inside and cam lock, tower bolt and locking strips. The units are assembled by knock down fittings such as Minifix & Dowels. All the hardware and Hinges are from Hettich/ Ebco. Storage has Brushed SS finish handles and lock. Prelam storage unit of 1200mm ht and 450mm depth. Certifications - ISO 9001 - 2015 ,14001- 2015 ,45001-2018, BIS and BIFMA Complaint member, BIFMA GOLD. Warranty 5 years.	96.00	No.		0.00	
<b>8</b>	<b>LOW HEIGHT PARTITION</b>					

	Providing and placing 50" 1200mm Ht. free standing partitions. Frame is 50 mm thick and made of Aluminium Extrusions of 1.2 mm to 1.5mm thickness. The System is complete hollow system with space for wire reticulation. All the frames will be duly powder coated. All the frames are fastened together by means of M6 NUTS & BOLTS. All the frames are fitted with M10 leveling bolts board Raceway :- The raceway cover are sliding type and are integrally fitting inside frame and are made out of 0.8 mm - 1 mm thick CRCA steel & powder coated. The electrical raceway can be provided below worktop or above worktop. The partition has two integrated raceway provided one at skirting level and another at the work surface level thus ensuring separation of power and networking cables. The free space available within raceway accommodates power, data and communication cables. The cable can be taken into the Frame from the floor from the bottom. Tiles: Fabric Tile: Constructed out of 5mm thick Medium Density Fiber Board (MDF) and covered with Fabric of choice. Laminate Tile: Made out of 5 mm - 8 mm thick Pre-laminated Medium Density Fiber Board (MDF). Bottom Row of Steel Tile: Constructed out of 0.8 mm CRCA sheet and finished in epoxy powder coating. Can be given with plain/ perforations/ embossed finishes. Magnetic tile: Constructed out of 0.8mm Galvanized sheet and covered with fabric of choice. Whiteboard marker tiles: Made out of 4mm MDF with 1 mm glossy highly wear resistant face laminate. Total thickness is 5mm .	65.00	Sq.Mt.		0.00	
<b>9</b>	<b>EVP CABIN &amp; BOARD ROOM CHAIR</b>					
<b>9.1</b>	<b>MAIN CHAIR</b>					
	Back Height - Medium Back Back Finish - Mesh with adjustable lumbar support Back Frame - Black Color Seat Finish - Fabric Seat Height Adjustment - Pneumatic Mechanism - Weight Activated with seat depth adjustment Armrests Type - 2D Height-Width-Depth Adjustable Armpads Type - Polyurethane Base Type - 5-Star in Black nylon	2.00	No.		0.00	
<b>9.2</b>	<b>VISITOR &amp; BOARD ROOM CHAIR</b>					
	Back Height - Medium back Back Finish -Black with adjustable lumbar support Back Color - Black Back Frame - Black frame Seat Finish - Fabric Seat Height Adjustment - Pneumatic Mechanism -Weight activated with seat depth adjustment Armrests Type - 4-D Adjustable Armpads Type - Soft Arm Pads, Polyurethane Base Type - 5-Star in Crome Base	17.00	No.		0.00	
<b>9.3</b>	Same chair as of Item 9.2 but without Castors	14.00	No.		0.00	
<b>10</b>	<b>SVP CABIN CHAIR</b>					
<b>10.1</b>	<b>MAIN CHAIR</b>					
	Back Height - High Back with Headrest Back Finish - Black Mesh with adjustable lumbar support Back Frame - Black Color Seat Finish - Fabric Seat Height Adjustment - Pneumatic Mechanism - Weight Activated Mechanism with seat depth adjustment Armrests Type - 2D Adjustable Armpads Type - Polyurethane Base Type - 5-Star in Black nylon	5.00	No.		0.00	
<b>10.2</b>	<b>VISITOR CHAIR</b>					
	Back Height - Medium Back Back Finish - Mesh with adjustable lumbar support Back Frame - Black Color Seat Finish - Fabric Seat Height Adjustment - Pneumatic Mechanism - Weight Activated with seat depth adjustment Armrests Type - 3D Height-Width-Depth Adjustable Armpads Type - Polyurethane Base Type - 5-Star in Black nylon	15.00	No.		0.00	
<b>13</b>	<b>DINING CHAIRS</b>					

	Seat is made of Injection molded polypropylene. Seat is attached to the frame by the back attachment and with two steel Pal-nuts . Backrest is also made of Injection molded polypropylene. Attached to the frame with two metal clips. Contains a contoured handle opening at the top for easy lifting and stacking.Chair Frame Construction - Welded construction made primarily of 7/16" diameter steel wire (solid) bent to shape on a CNC wire bender. A 7-gauge steel seat strap, ribbed for added strength, supports the front of the seat and a 7/16" contoured steel rod joins the front legs for strength. Frame Finish - Bright chrome plated finish with duplex (semi-bright) nickel, bright nickel and chrome applied. Nickel provides corrosion resistance. Warranty 5 years .	26.00	No.		0.00	
13	HIGH STOOL	18.00	No.		0.00	
14	Providing and placing Puffy seat with conneted table by having size 450mm dia.	4.00	No.		0.00	
15	Providing and placing Lounge Chair by having size 620mm W x 440mm D x 840mm H.	4.00	No.		0.00	
16	Providing and placing circular sofa for Reception lobby by having size 1982mm W.	4.00	No.		0.00	
17	Providing and placing Gogo Pouf by					
17.1	Gogo Pouf by having size- 450mm dia.	1.00	No.		0.00	
17.2	Gogo Pouf by having size- 550mm dia.	1.00	No.		0.00	
17.3	Gogo Pouf by having size- 750mm dia.	1.00	No.		0.00	
18	Providing and placing Coffee Table	2.00	No.		0.00	
19	Providing and placing Sofa					
19.1	One seater sofa	1.00	No.		0.00	
19.2	Two seater sofa	10.00	No.		0.00	
19.3	Three seater sofa	2.00	No.		0.00	
20	Providing and placing Centre Table	6.00	No.		0.00	
21	Providing & Placing Three Seater Sofa of Size: 2340*860*910 (Ht) High Quality PU leather is used, 1.Frame: high-quality solid wood frame, moisture content =< 9%, no rotten wood, no insect corrosion, hard material, strong load-bearing capacity; 2.PU Leather: comfortable and breathable, solid wear-resistant, with anti static, anti-slip, anti-aging effect; 3.the internal material: high-density high rebound sponge, sponge density to >=30.0 above, rebound performance >=40% above, not easy to deform; 4.sofa feet: smooth and uniform spraying, color and luster uniformity, no flow hanging, pimples, Zou leather, delamination and other phenomena Executive sofa may have upholstered with PU Leather finish. Inner frame made up of solid wood.	1.00	No.		0.00	

	Providing & Placing one Seater Sofa of Size: 980*860*910 (Ht) High Quality PU leather is used, 1.Frame: high-quality solid wood frame, moisture content =< 9%, no rotten wood, no insect corrosion, hard material, strong load-bearing capacity; 2.PU Leather: comfortable and breathable, solid wear-resistant, with anti static, anti-slip, anti-aging effect; 3.the internal material: high-density high rebound sponge, sponge density to >=30.0 above, rebound performance >=40% above, not easy to deform; 4.sofa feet: smooth and uniform spraying, color and luster uniformity, no flow hanging, pimples, Zou leather, delamination and other phenomena Executive sofa may have upholstered with PU Leather finish. Inner frame made up of solid wood.	1.00	No.		0.00	
22	Providing & Placing Corner Coffee table of Size: 560*560*420 (Ht). Coffee Table is having irregular shape with black tempered glass top, coffe table shall have understructure with PVC body. 1. Frame: using high-quality solid wood frame, moisture content =< 10%, no rotten wood, no erosion, hard material, strong load-bearing capacity 2. PVC Leather: gray water-based leather, with comfortable and breathable, solid wear-resistant, with anti-static, imitation slip, anti-aging and other effects 3. Sponge: the use of high-density high rebound sponge, seat sponge density of >=30.0 or more, rebound performance >= 40% or more, not easy to deformation 4. Glass: black tempered glass is used.	6.00	No.		0.00	
	Total Modular Furniture Works				0.00	