

SBICAP CAPITAL MARKETS GROUP - COMPLETED PUBLIC EQUITY DEALS

IPOs

 Rs. 270 crore Mar '13	 Rs. 601 crore Dec '12	 Rs. 540 crore Dec '12	 Rs. 433 crore Mar '11	 Rs. 471 crore Dec '10	★ More than 1000 public issues completed since inception ★ Ranked #2 in IPO and FPO Issues (FY14)
 Rs. 776 crore Dec '10	 Rs. 268 crore Sep '10	 Rs. 285 crore Sep '10	 Rs. 148 crore Sep '10	 Rs. 2,258 crore Apr '10	
 Rs. 1,063 crore Apr '10	 Rs. 135 crore Mar '10	 Rs. 700 crore Mar '10	 Rs. 128 crore Mar '10	 Rs. 325 crore Feb '10	
 Rs. 103 crore Feb '10	 Rs. 2,700 crore Dec '09	 Rs. 499 crore Sep '09	 Rs. 6,039 crore Aug '09	 Rs. 3,017 crore Jul '09	

FPOs & IDRs














 Rs. 6,959 crore Dec '13	 Rs. 3,477 crore Jan '11	 Rs. 1,165 crore Nov '10	 Rs. 7,442 crore Nov '10	 Rs. 960 crore Jul '10	 IDR Rs. 2,487 crore May '10	★ Handled the 1 st IDR Issue
-------------------------------------------------------------------------------------------------------------------------	--------------------------------------------------------------------------------------------------------------------------	--------------------------------------------------------------------------------------------------------------------------	--------------------------------------------------------------------------------------------------------------------------	------------------------------------------------------------------------------------------------------------------------	-----------------------------------------------------------------------------------------------------------------------------------------	-----------------------------------------

BUYBACKS & DELISTINGS








 Rs. 2,368 crore Nov '13	 Rs. 20 crore Oct '12	 DELISTING Rs. 210 crore Apr '10	 DELISTING Rs. 6 crore Sep '09	★ Ranked #1 in Buybacks – Acquired Amount (FY14)
--------------------------------------------------------------------------------------------------------------------------	-----------------------------------------------------------------------------------------------------------------------	--------------------------------------------------------------------------------------------------------------------------------------------	-------------------------------------------------------------------------------------------------------------------------------------------	--------------------------------------------------

SBICAP CAPITAL MARKETS GROUP - COMPLETED PUBLIC EQUITY DEALS

RIGHTS ISSUES

 <p>TATA POWER</p> <p>Rs. 1,993 crore Apr '14</p>	 <p>KESORAM INDUSTRIES LIMITED</p> <p>Rs. 416 crore Jun '13</p>	 <p>ALOK INDUSTRIES LIMITED</p> <p>Rs. 551 crore Mar '13</p>	 <p>BHUSHAN</p> <p>Rs. 474 crore Jan '13</p>	 <p>Neuland Experience. Insight. Vision.</p> <p>Rs. 10 crore Mar '12</p>	 <p>bajaj hindusthan Ltd.</p> <p>Rs. 1,644 crore Sep '11</p>	<p>★ Ranked #1 in Rights Issues (FY09-FY14)</p> <p>★ Ranked #2 in Rights Issues (FY14)</p>
 <p>State Bank of Bikaner and Jaipur The Bank with a vision</p> <p>Rs. 780 crore Mar '11</p>	 <p>Central Bank of India</p> <p>Rs. 2,498 crore Mar '11</p>	 <p>State Bank of Mysore Working for a better tomorrow</p> <p>Rs. 583 crore Sep '10</p>	 <p>REI AGRO LIMITED</p> <p>Rs. 1,245 crore Jun '10</p>	 <p>SUZLON</p> <p>Rs. 1,308 crore Jun '10</p>	 <p>VIDEOCON</p> <p>Rs. 1,156 crore Mar '10</p>	 <p>TINPLATE</p> <p>Rs. 374 crore Sep '09</p>

QIPs & IPPs

 <p>State Bank of India</p> <p>Rs. 8,032 crore Jan '14</p>	 <p>SOUTH INDIAN Bank</p> <p>Rs. 443 crore Sep '12</p>	 <p>Canara Bank</p> <p>Rs. 1,993 crore Mar '11</p>	 <p>ALOK INDUSTRIES LIMITED</p> <p>Rs. 425 crore Mar '10</p>	 <p>HINDALCO ADITYA BIRLA GROUP</p> <p>Rs. 2,790 crore Nov '09</p>	<p>★ Ranked #1 in IPPs & #2 in QIPs (FY14)</p>
 <p>IPP</p> <p>Rs. 358 crore Aug '13</p>	 <p>Sundaram - Clayton Limited</p> <p>IPP</p> <p>Rs. 37 crore Jul '13</p>	 <p>adani</p> <p>IPP</p> <p>Rs. 1,000 crore Jun '13</p>	 <p>State Bank of Mysore Working for a better tomorrow</p> <p>IPP</p> <p>Rs. 66 crore May '13</p>		

OFS

 <p>HCL</p> <p>Rs. 260 crore Jul '13</p>	 <p>JAYPEE INFRA TECH</p> <p>Rs. 560 crore May '13</p>	 <p>JSW</p> <p>Rs. 175 crore May '13</p>	 <p>सेल SAIL</p> <p>Rs. 1,516 crore Mar '13</p>	<p>★ Ranked #2 in Government OFS Issues (FY14)</p>
 <p>नालको NALCO National Aluminium Company Limited</p> <p>Rs. 629 crore Mar '13</p>	 <p>adani</p> <p>Rs. 189 crore Mar '13</p>	 <p>एनटीपीसी NTPC</p> <p>Rs. 11,469 crore Feb '13</p>	 <p>HCL</p> <p>Rs. 808 crore Nov '12</p>	

OPEN OFFERS



Rs. 58 crore
Jun '11



Rs. 11 crore
Apr'10



Rs. 423 crore
Dec '09



Rs. 462 crore
Dec '09



Rs. 133 crore
Nov '09